

































Platz.	Name	Team	Land	R1	R2	R3	R4	R5	R6	R7	R8	Ges	Schnitt	Diff
1	<a href="#">Daniel Moser</a>	<a href="#">Switzerland</a>	 SUI	23	20	20	21	21	25	19	20	169	21,13	6
2	<a href="#">Anne Bollrich</a>	<a href="#">Germany 1</a>	 GER	22	21	22	22	19	20	21	23	170	21,25	3
3	<a href="#">Sebastian Heine</a>	<a href="#">Germany 1</a>	 GER	20	20	19	21	21	24	24	22	171	21,38	5
4	<a href="#">Eirik Seljelid</a>	<a href="#">Sweden 1</a>	 SWE	22	23	20	21	21	21	22	21	171	21,38	3
5	<a href="#">Nikolai Bhend</a>	<a href="#">Switzerland</a>	 SUI	22	22	24	22	22	20	20	19	171	21,38	4
6	<a href="#">Karin Heschl</a>	<a href="#">Austria 1</a>	 AUT	23	22	20	20	20	23	22	22	172	21,50	3
7	<a href="#">Andreas Schneider</a>	<a href="#">Germany 1</a>	 GER	21	20	23	19	23	22	22	22	172	21,50	4
8	<a href="#">Jan Anderegg</a>	<a href="#">Switzerland</a>	 SUI	20	24	21	21	22	22	21	22	173	21,63	4
9	<a href="#">Thomas Höfler</a>	<a href="#">Germany 2</a>	 GER	23	21	20	24	24	20	21	20	173	21,63	4
10	<a href="#">Sara Karlsson</a>	<a href="#">Sweden 2</a>	 SWE	25	21	22	21	20	22	19	24	174	21,75	6
11	<a href="#">Filip Johansson</a>	<a href="#">Sweden 1</a>	 SWE	20	19	21	24	23	23	21	23	174	21,75	5
12	<a href="#">Matthias Moschinger</a>	<a href="#">Austria 2</a>	 AUT	22	23	22	21	22	24	19	22	175	21,88	5
13	<a href="#">Franz Höfler</a>	<a href="#">Germany 2</a>	 GER	21	21	21	22	22	22	26	20	175	21,88	5
14	<a href="#">Aki Sillman</a>	<a href="#">Finland</a>	 FIN	22	23	21	22	20	22	25	20	175	21,88	5
15	<a href="#">Mario Dangel</a>	<a href="#">Austria 1</a>	 AUT	26	24	22	22	19	20	23	19	175	21,88	7
16	<a href="#">Eetu Ikola</a>	<a href="#">Finland</a>	 FIN	23	20	20	21	22	25	22	23	176	22,00	5
17	<a href="#">Gerrit Below</a>	<a href="#">Germany 1</a>	 GER	22	24	22	21	22	21	26	20	178	22,25	5
18	<a href="#">Derice Shumilov Susohu</a>	<a href="#">Sweden 2</a>	 SWE	23	23	25	22	23	23	22	19	180	22,50	3
19	<a href="#">Andreas Schneider</a>	<a href="#">Switzerland</a>	 SUI	23	21	24	19	25	23	20	26	181	22,63	6
20	<a href="#">Matthias Brännström</a>	<a href="#">Sweden 1</a>	 SWE	25	24	25	22	23	19	25	20	183	22,88	6
21	<a href="#">Juuso Tasku</a>	<a href="#">Finland</a>	 FIN	22	25	25	24	22	23	22	21	184	23,00	3
22	<a href="#">Florian Brauner</a>	<a href="#">Austria 1</a>	 AUT	24	25	25	22	22	25	22	20	185	23,13	3
23	<a href="#">Martina Danner</a>	<a href="#">Austria 2</a>	 AUT	21	24	23	28	25	21	20	24	186	23,25	8
24	<a href="#">Philipp Riegler</a>	<a href="#">Austria 2</a>	 AUT	28	26	20	24	21	23	23	21	186	23,25	8
25	<a href="#">Jasmin Ehm</a>	<a href="#">Germany 2</a>	 GER	21	25	22	22	23	27	24	24	188	23,50	6
26	<a href="#">Rainer Anhammer</a>	<a href="#">Austria 1</a>	 AUT	24	26	23	23	21	23	24	25	189	23,63	5
27	<a href="#">Rasmus Schedin</a>	<a href="#">Sweden 2</a>	 SWE	29	26	22	25	22	21	24	21	190	23,75	8
28	<a href="#">Martin Knapp</a>	<a href="#">Austria 2</a>	 AUT	25	21	25	26	26	24	26	26	199	24,88	5
29	<a href="#">Greta Wedman</a>	<a href="#">Finland</a>	 FIN	26	24	30	25	27	26	26	23	207	25,88	6
30	<a href="#">Josefin Hansson</a>	<a href="#">Sweden 1</a>	 SWE	29	28	23	25	28	27	25	29	214	26,75	6
31	<a href="#">Philipp Lewin</a>	<a href="#">Germany 2</a>	 GER	29	29	25	26	27	24	27	29	216	27,00	5
32	<a href="#">Sebastian Martensson</a>	<a href="#">Sweden 2</a>	 SWE	26	34	23	30	32	33	29	29	236	29,50	11